









US Cyber Security Salary Benchmarking 2023

Keeping you ahead of talent trends in technology



Candidate shortlist

- | | | |
|----------------------------------------------------------------------------------------------------------------------------------|-------|----------------------------------------------------------------------------------------------------------------------------------|
|  Sarah W
Cloud Security Engineer | ★ 4.8 |  Lyle G
Cloud Security Engineer |
|  Joshua K
Cloud Security Engineer | ★ 4.7 |  Shauna H
Cloud Security Engineer |
|  Jane P
Cloud Security Engineer | ★ 4.8 |  Mark W
Cloud Security Engineer |
|  Edward S
Cloud Security Engineer | ★ 4.6 |  Shilpe R
Cloud Security Engineer |

2023 Salary Insights - US Cyber Security

Manager Executive Level	US Market (\$)		
	Low	Median	High
Chief Information Security Officer (CISO)	240,000	325,000	550,000
Deputy CISO BISO	200,000	260,000	350,000
Head of Information Security (Early Stage)	200,000	240,000	300,000
Head of Information Security Risk	215,000	250,000	370,000
Director Security Engineering	220,000	280,000	350,000
Director Application Security	220,000	280,000	325,000
Director Incident Response & Security Assurance	175,000	230,000	300,000
Director Security Operations & Threat Management	180,000	240,000	300,000
Director Identity & Access Management	175,000	230,000	300,000
Application Security Manager	170,000	220,000	275,000
Product Security Manager	180,000	220,000	275,000
Cloud Security Manager	180,000	220,000	275,000
Detection and Response Manager	190,000	225,000	270,000
Offensive Security Manager	160,000	180,000	225,000
Senior Manager, Information Security Risk	210,000	225,000	310,000
Security Operations Manager	150,000	200,000	250,000

2023 Salary Insights - US Cyber Security

Security Architecture	US Market (\$)		
	Low	Median	High
Chief Security Architect	220,000	260,000	250,000
Application Security Architect	190,000	220,000	315,000
Infrastructure Security Architect	190,000	230,000	295,000
Product Security Architect	190,000	250,000	295,000
Network Security Architect	170,000	220,000	270,000
Enterprise Security Architect	200,000	260,000	320,000
DevSecOps Architect	200,000	250,000	310,000
Cloud Security Architect	200,000	250,000	305,000
GRC Information Security Architect	190,000	250,000	290,000

Security Engineering	US Market (\$)		
	Low	Median	High
Security Automation Engineer	160,000	200,000	240,000
DevSecOps Engineer	160,000	210,000	240,000
Detection Engineer	160,000	200,000	240,000
Security Data Engineer	160,000	195,000	235,000
Corporate Security Engineer	130,000	165,000	225,000
SIEM Engineer	120,000	160,000	220,000
Product Security Engineer	160,000	200,000	240,000
IAM Engineer	125,000	160,000	225,000
Cyber Threat Hunter	140,000	165,000	190,000
Threat & Vulnerability Engineer	130,000	170,000	200,000
Penetration Tester	125,000	160,000	200,000
Software Security Engineer	165,000	200,000	250,000
Cloud Security Engineer	160,000	190,000	240,000
Application Security Engineer	160,000	200,000	240,000
Incident Response Engineer	160,000	180,000	225,000

About Stott and May

Founded in 2009 Stott and May are a professional search firm with a passion for helping leaders achieve complete confidence that they have hired the right talent, first time in fiercely competitive markets. We believe you should never have to make the choice between quality of candidate and time-to-hire. As a result, our business has been founded on the principle of offering a premier standard of search service delivered in vastly accelerated timescales. Because after all this is about more than just recruitment, it's about turning your business vision into reality.

stottandmay.com

